



Dear Mr./Dear Ms William Weber (as private and confidential)

Survey Evaluation Results

Dear Professor Weber,

Attached please find your course evaluation results for the course Computers in Education.

Individual course reports are provided as separate reports. An Instructor Profile report is a compilation of individual course reports automatically included in a report request. If only one individual course report was requested, the Instructor Profile report and the Individual Course Report will be identical.

Interpretation of Overall Indicators:

Global Index--Calculated by adding the results of all scaled questions on the evaluation, and dividing by the number of evaluations returned.

Numbered Indicators--Calculated by adding the results of all scaled questions in a question group, and dividing by the number of evaluations returned.

Note: Question group 2 includes only one question "Overall Instructor Rating." The value is the average of the responses to that single question; it is NOT calculated from the values in Question Group 3, "Instructor Evaluation." The values of the two indicators may be similar, but may not be identical.

If you have general questions about the evaluation processing and reporting please contact the following:

Institutional Research Office, facultyeval@msubillings.edu, (406) 247-5750

Thank you,

Course Evaluations Office
evals@montana.edu

*Thank you Bill!
Ken*

William Weber

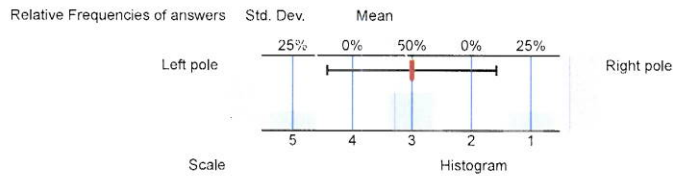
Computers in Education (EDCI_570_800_201430_BL_1)
No. of responses = 8



Survey Results

Legend

Question text



n=No. of responses
av=Mean
dev=Std. Dev.
ab.=Abstention

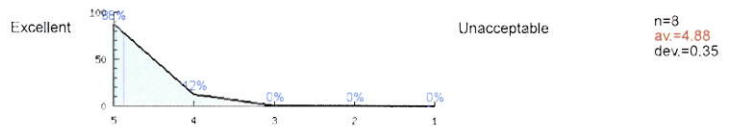
1. DEMOGRAPHICS

1.1) Year in college

Fresh	0%	n=8
Soph	0%	
Junior	0%	
Senior	0%	
Grad	100%	

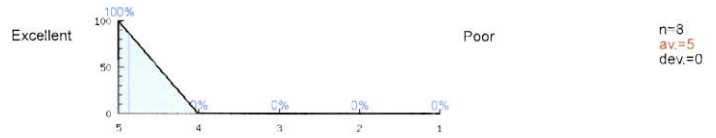
2. OVERALL

2.1) Overall Instructor Rating

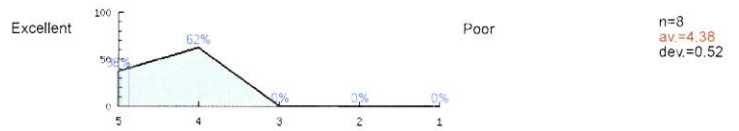


3. INSTRUCTOR EVALUATION

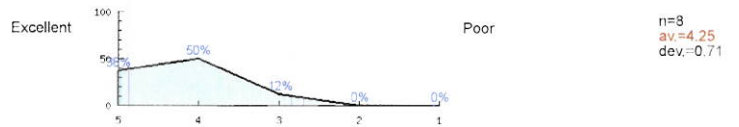
3.1) Mastery of subject matter



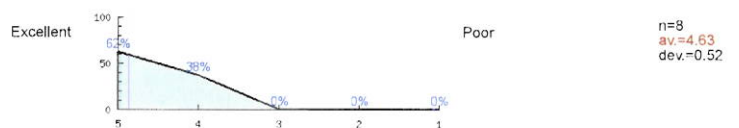
3.2) Organization of course



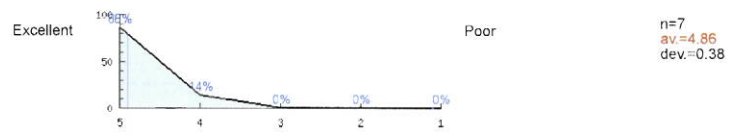
3.3) Clarity of presentation



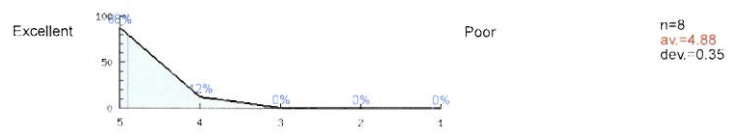
3.4) Stimulation of interest




3.5) Availability for assistance



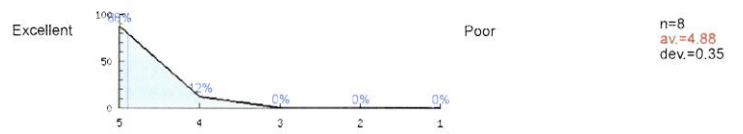
3.6) Impartiality on grades and exams



3.7) Concern for students



3.8) Overall effectiveness



Comments Report

1. DEMOGRAPHICS

^{1.2)} Major Department

- Education (3 Counts)
- Education - Curriculum and Instruction Teacher Licensure
- No major - teaching certification
- Secondary Education Teaching License
- post=baccalaureate teaching certificate

4. GENERAL COMMENTS

^{4.1)} Comments:

- Great resources and plenty of assistance provided short of holding your hand. Instructor can go to a very challenging depth if you want to go there...but keeps it on the 2 credit level more or less. Workwise, this course is closer to a 3 credit course.
- I really enjoyed this class. Well done
- I really enjoyed this course. It was challenging because most of the projects required me to do something new and step out of my comfort zone. The one downside is that it is only a 2 credit course and I really need 3 credits for my re-certification!
- It seemed like some of your responses to posts were a little out there. I think you were trying to stimulate discussion but at times it seemed a little artificial. For example, "Is anarchy a bad thing?"
- This class was very interesting and I can see its application in the future. As an instructor, I appreciated your interaction with the class in discussions, the videos and through feedback on assignments. I think the organization worked well. The only thing I didn't like was the group presentation as it was very difficult to synchronize schedules and caused some stress. However I did understand the value of doing so. It may have been easier to each present our own and then put that together. Overall, good class.
- This is a great course, but due to the workload and info. covered I have no idea how it is only a two credit class. The professor has done a great job of introducing me to new technologies that are very applicable to education.